

DISCUSSION PAPER SERIES

No. 3278

CREDIBILITY AND FLEXIBILITY WITH MONETARY POLICY COMMITTEES

Ilian Mihov and Anne Sibert

INTERNATIONAL MACROECONOMICS



Centre for **E**conomic **P**olicy **R**esearch

www.cepr.org

Available online at:

www.cepr.org/pubs/dps/DP3278.asp

CREDIBILITY AND FLEXIBILITY WITH MONETARY POLICY COMMITTEES

Ilian Mihov, INSEAD, Fontainebleau and CEPR
Anne Sibert, Birkbeck College, London and CEPR

Discussion Paper No. 3278
March 2002

Centre for Economic Policy Research
90–98 Goswell Rd, London EC1V 7RR, UK
Tel: (44 20) 7878 2900, Fax: (44 20) 7878 2999
Email: cepr@cepr.org, Website: www.cepr.org

This Discussion Paper is issued under the auspices of the Centre's research programme in **INTERNATIONAL MACROECONOMICS**. Any opinions expressed here are those of the author(s) and not those of the Centre for Economic Policy Research. Research disseminated by CEPR may include views on policy, but the Centre itself takes no institutional policy positions.

The Centre for Economic Policy Research was established in 1983 as a private educational charity, to promote independent analysis and public discussion of open economies and the relations among them. It is pluralist and non-partisan, bringing economic research to bear on the analysis of medium- and long-run policy questions. Institutional (core) finance for the Centre has been provided through major grants from the Economic and Social Research Council, under which an ESRC Resource Centre operates within CEPR; the Esmée Fairbairn Charitable Trust; and the Bank of England. These organizations do not give prior review to the Centre's publications, nor do they necessarily endorse the views expressed therein.

These Discussion Papers often represent preliminary or incomplete work, circulated to encourage discussion and comment. Citation and use of such a paper should take account of its provisional character.

Copyright: Ilian Mihov and Anne Sibert

March 2002

ABSTRACT

Credibility and Flexibility with Monetary Policy Committees*

We consider independent monetary policy committees as a simple way of attaining relatively low inflation without completely sacrificing the stabilization role of monetary policy. If central banker's types are unknown, then for a wide range of parameters an independent monetary policy committee is better than either a mandated zero-inflation rule or discretionary policy conducted by an opportunistic central banker.

JEL Classification: E42, E52 and E58

Keywords: inflationary bias, monetary policy committee, output stabilization and reputation

Ilian Mihov
INSEAD
Boulevard de Constance
77305 Fontainebleau Cédex
FRANCE
Tel: (33 1) 6072 4434
Fax: (33 1) 6074 6150
Email: mihov@econ.insead.fr

Anne Sibert
Department of Economics
Birkbeck College
7-15 Gresse Street
London
W1P 2LL
Tel: (44 20) 7631 6420
Fax: (44 20) 7631 6416
Email: a.sibert@bbk.ac.uk

For further Discussion Papers by this author see:
www.cepr.org/pubs/new-dps/dplist.asp?authorid=135192

For further Discussion Papers by this author see:
www.cepr.org/pubs/new-dps/dplist.asp?authorid=126907

* We are grateful to Willem Buiter for helpful comments.

Submitted 06 March 2002

1 INTRODUCTION

The purpose of this paper is to consider independent monetary policy committees as a simple way of attaining relatively low inflation without completely sacrificing the stabilization role of monetary policy. We show that if central bankers' types are their private information, then an independent committee made up of central bankers' with overlapping terms will inflate less than a policy maker who minimizes social welfare loss. The likelihood it responds to shocks is increasing in the size of the shock; it is relatively likely to pursue low inflation in normal times, but will react to extraordinary shocks.

Distortions in the labor market give the monetary authority an incentive to increase output. Rational expectations and nominal wage contracting or a Lucas supply curve ensure output is increasing in unanticipated inflation. Thus, a policy maker wants to generate unexpected inflation, while disliking actual inflation. If the private sector knows the policy maker's objectives and has no informational disadvantage, then in equilibrium its expectations are correct. Thus, at the equilibrium inflation rate, the central bank has no incentive to cause surprise inflation. Under the reasonable assumption that the marginal benefit of an increase in unexpected inflation exceeds the marginal cost of actual inflation when inflation and expected inflation equal the socially optimal rate, the outcome is too high inflation, but no unexpected inflation. This is the familiar time-inconsistency problem of monetary policy.

A solution to the time-inconsistency problem is to legally bind the central bank to follow a zero-inflation rule. As a result of the growing belief that using monetary policy to increase employment and output systematically leads solely to excess inflation, many countries have recently done this. For example, the Reserve Bank of New Zealand Act of 1989 statutorily binds the Reserve Bank to price stability, the Bank of England Act of 1997 imposes an inflation target on the Bank of England and the Bank of Japan Act of 1997 orders the pursuit of low inflation.

If central banks could be legally bound to zero inflation or if monetary policy were made by independent central banks that cared solely about inflation, the time-inconsistency problem is solved and there would be no systematic inflation bias. However, society cares about output as well as inflation, and this complicates matters. Stochastic shocks realized after the public's expectations are formed, but before monetary policy is made, provide a stabilization role for the central bank.

An effective zero-inflation rule removes the inflation bias at the expense of the central bank not responding to shocks. This is the tradeoff described by Rogoff (1985).

One proposed solution to Rogoff's problem is a contingent inflation rule or contract. Walsh (1995) proposes a contract where the government imposes a linear penalty on a central bank in excess of its target and pays a reward for inflation below its target. If the contract is properly specified, the tradeoff problem is solved. Svensson (1997) shows that a suboptimally low inflation target can achieve the same goal.

These solutions are problematic. The government must know the central bank's preferences to pick the optimal rule and it only works if the government is fully credible that it will enforce the contract or target. But, the time-inconsistency problem arises precisely because the policy makers are not credible. McCallum (1995) and Briault, Haldane and King (1997) point out that giving the government the responsibility for monitoring the central bank and punishing deviations merely shifts the time-inconsistency problem from the central bank to the enforcing government. Possibly as a result of this, actual examples of Walsh (1995) contracts or suboptimally low inflation targets are hard to find.¹

Another solution is proposed by Lohmann (1992). She suggests that in normal times, a central bank that is "conservative", in the sense of caring more about inflation than society, should be allowed independence. In times of large shocks, the government should threaten to override the central bank if it does not stabilize. Lohmann demonstrates that if the government can choose both the preferences of the central banker and the cost of overriding him, this institutional arrangement dominates appointing either an independent central banker with the same preferences as society or one who is more conservative.

Real world examples of attempts at Lohmann's solution exist. For example, in the face of an economic crisis, the New Zealand government can override the Reserve Bank and the Reserve Bank is allowed to accommodate the first-round effect of the shock on prices. In extreme economic circumstances', the UK Treasury is allowed to instruct the Bank of England on monetary policy for a limited time.

Lohmann's strong welfare results depend on the implausible assumption that the government can precisely pick the preferences of the central bank, as well as

¹ See Briault, Haldane and King (1996) for a discussion of this.

the size of the cost of overriding the central bank. It also requires a significant amount of government credibility. It must be believable that the government would intervene in extraordinary times if the central bank does not stabilize, but would refrain from intervention in normal times.

Real world escape clause rules suffer from the problem that it is not possible to precisely define the state that triggers intervention. There is unlikely to be agreement over what constitutes, for example extreme economic circumstances'. This admits the possibility that opportunistic governments will override the central bank in less than extreme circumstances.

This paper suggests that if central banker's types are unknown, independent monetary policy committees are an arrangement that requires no government interference, produce a nonlinear policy rule similar Lohmann's, and can lead to higher expected social welfare than either a zero-inflation rule or discretion.

We assume that inflation is set by a two-person committee of policy makers who serve overlapping two-period terms. There are two sorts of central bankers. The first is opportunistic, attempting to use surprise inflation to raise output. The second is mechanistic, always voting for zero inflation. McCallum (1995) claims that some central bankers recognise the futility of opportunistic behaviour and simply refrain from it. This second type may also be viewed as single minded, caring solely about inflation. Perhaps Hans Tietmeyer and Paul Volcker represent examples of this type of central banker. Adopting the avian terminology of the British press, we will call the first type a *dove* and the second type a *hawk*. A policy maker's type is his private information.

In this setup, doves may be deterred from voting for inflation in their first period in office by an incentive to gain a reputation for inflationary toughness. If a dove does not vote for inflation in his first period in office, then the likelihood the public attaches to his being a hawk goes up. This lowers future expected inflation, making future inflationary surprises less costly. Thus, doves may masquerade as hawks when they first take office to lower expected inflation later on.²

A dove's incentive to act like a hawk will depend on the size of the current stochastic shock. Doves will find it relatively attractive to pretend to be hawks

² Backus and Driffill (1985) adopt Kreps and Wilson's (1982) reputation model to provide the original monetary policy model of hawks and doves. Sibert (2001) extends this framework to a committee structure, similar to the one here. Neither Backus and Driffill (1985) nor Sibert (2001) consider the stabilization role of monetary policy.

when shocks are small. However, in the face of large shocks the reputational gain is less likely to be worth not stabilizing.

We establish analytically some sufficient conditions for a committee to be better than a rule or discretionary policy making by a single dove. If the variance of the shocks is small enough, then a zero-inflation rule is better than discretionary policy making. If the variance is not too small and if the proportion of hawks in the candidate policy maker population is sufficiently high, we show that the committee produces a lower expected welfare loss than a zero-inflation rule. If the variance of the shocks is sufficiently large, discretion is better than rule. We show that unless the variance is very large, the committee is better than discretion as long as the fraction of doves in the candidate policy maker population is not too small.

More precise results require specification of the shock's distribution and a numerical solution. We assume that the shock is lognormally distributed. When the variance is such that discretion and a zero-inflation rule yield the same expected welfare loss, committees are better no matter what the ratio of hawks to doves. For higher variances, the committee is still better if the ratio of hawks to doves in the policy maker population is low enough. This cutoff level falls as the variance rises. With a lower variance, there is a minimum proportion of hawks that is necessary to ensure committees are better than a rule. As the variance falls, this minimum proportion rises. For a large range of variances of the shock, committees are better than rules or discretion for a wide range of policy maker populations.

This welfare result suggests that the independent committees described here provide an attractive way of trading off low inflation and stabilization. They also require less government commitment to work than does a contingent rule or Lohmann's (1992) escape-clause solution. There is no need for the government to monitor or influence the central bank's behaviour, it needs only to set up an independent central bank. This appears possible; it may be that opportunistic governments can sometimes commit themselves to a broad constitutional or quasi-constitutional arrangement.³ The solution does not require or allow any intervention to punish a deviating government. Thus, a government cannot use the excuse of punishing a deviation or invoking an escape clause to intervene inappropriately.

³ This is discussed in more detail in Buiters and Sibert (2001).

The solution does not require the unrealistic assumption that the government knows let alone can *choose* the preferences of the central bank. It works because society does not know the central bank's type. The government can improve welfare, however, by making a more concerted attempt at appointing hawks or doves, thus changing the public's prior beliefs about the composition of the potential policy maker population.

The model is presented in Section 2. In Section 3, we look at expected inflation when policy is made by a committee. In Section 4, we compare the expected welfare loss under a committee that with a zero-inflation rule and discretion. Section 5 is the conclusion.

2 THE MODEL

The underlying macroeconomic framework is a variant of the Barro-Gordon (1983) model. Society's within-period welfare loss is increasing in inflation and decreasing in output. Inflation is disliked because it leads to shoe-leather and menu costs; it makes the domestic currency an inconvenient unit of account; it may redistribute income in a way that is perceived as unfair; and, in the presence of staggered nominal price contracts it distorts relative prices. Either nominal wage contracting and rational expectations, as in the Barro and Gordon (1983) model, or a Lucas (1976) expectations view of aggregate supply ensure output is increasing in unanticipated inflation.

The loss to society in period t is represented by

$$\Lambda = \frac{\pi_t^2}{2} - \chi(\pi_t - \pi_t^e)\epsilon_t \quad (1)$$

where π_t is period- t inflation, π_t^e is the public's expectation of period- t inflation, conditional on variables dated $t - 1$ and earlier, ϵ_t is an *i.i.d.* shock with density function $f(\epsilon)$ on \mathbb{R}_+ , and χ is the weight society places on output loss relative to inflation.

As in Barro and Gordon (1983), the loss function is assumed to be linear in output and can be interpreted as representing social preferences over inflation

and unemployment with a standard expectations-augmented Phillips curve.⁴ This assumption, which is also made by Backus and Driffill (1985) and Cukierman and Meltzer (1986), is necessary for tractability here because it ensures the policy maker has a dominant strategy in his final period in office and allows first-period expected inflation to be taken as a constant.⁵

The multiplicative, rather than additive, form of the output shock in equation (1) is somewhat unusual.⁶ With a nominal-wage contracting story, it can be viewed as a technological shock. In the case of a Cobb-Douglas production function it is a shock to labor's share of output. In the Lucas (1976) model it is a shock to the slope of the (expectations-augmented) Phillips curve. An example would be a decrease in the volatility of aggregate demand that lowers the variance of the general price level and flattens the Phillips curve. Consistent with the particular specification, we assume that the shock has mean one, implying that the expected slope of the Phillips curve is constant. The interpretation of the multiplicative shock to the slope of the Phillips curve is particularly intuitive because a large shock flattens the curve and, as we show, increases the incentive to inflate. There may be an additive component to the shock as well, but this is not made explicit as it can be treated as a constant in the central bank's optimization.

Monetary policy is made by a committee comprised of members with overlapping terms. This structure is chosen for two reasons. First, it replicates the way monetary policy is actually made in many countries. Second, reputation models with a single policy maker (for example, Backus and Driffill (1985)) have the empirically unattractive result that inflation tends to be low in the first part of a dove's tenure and high at the end.

Choosing the simplest scenario, we suppose the committee has two members and they serve two periods. Policy makers come in two types. Hawks always vote for zero inflation. They can be viewed as mechanistic or as caring solely about inflation. Doves are opportunistic and benevolent, wanting to minimize social

⁴ Drazen (2000) provides an extensive discussion of this as well as other loss functions used in this literature.

⁵ Both this and the usual quadratic specification have their drawbacks. The linear-quadratic framework here implies society does not care about output volatility. The quadratic framework implies booms are disliked as much as recessions.

⁶ Dixit and Lambertini (1999) analyze a Barro-Gordon (1983) model where the output shock has both a multiplicative and additive component. The model in Dixit and Jensen (2000) has the same linear-quadratic structure as here with a multiplicative shock on the linear term.

welfare loss.⁷ A policy maker's type is his private information and it is common knowledge that a fraction $\rho \in (0, 1)$ of policy makers are hawks.⁸

The policy maker taking office at time t is denoted by θ_t . At the beginning of period t , the private sector forms its expectation of inflation, π_t^e , then the shock, ϵ_t is observed by all, and then θ_{t-1} and θ_{t-1} and θ_t choose inflation. The private sector's expectation of inflation is the conditional statistical expectation. The central bank takes expectations as given.

Suppose there were a single opportunistic policy maker. If he held office for only one period, he would minimize social welfare loss. Minimizing equation (1), taking π_t^e as given, he would choose inflation to be $\chi\epsilon_t$. Note that this choice of inflation leads to higher inflation at times when the Phillips curve is flatter and the output gain is higher. This is not necessarily true when his tenure lasts two periods. In his second period in office, he would choose inflation to be $\chi\epsilon_{t+1}$. But, in period one he might choose zero inflation to increase the private sector's belief that he might be a hawk. By strengthening this belief, he would increase the benefit of inflating in period two.

With two policy makers, each will vote for inflation of either $\chi\epsilon_t$ or zero.⁹ If both prefer the same policy, that policy is implemented. If one policy maker prefers zero and one policy maker prefers $\chi\epsilon_t$, then a compromise inflation rate $\alpha\chi\epsilon_t$ is enacted.¹⁰ We will assume that α is such that the loss for the dove is equal to the average of the loss if his preferred inflation rate is implemented and the loss if the hawk's choice of zero is chosen. Then, α must satisfy

⁷ Assuming that some agents are opportunistic, while others are mechanistic, is standard in reputation models. (See, for example, Backus and Driffill (1985)). The presence of hawks gives doves an incentive to build a reputation for inflationary toughness by emulating hawks. Alternatively, Vickers (1986) and Sibert (forthcoming) suppose all agents are strategic and care about both inflation and output, but some care more about inflation than others. They show that relatively inflation-averse types inflate less than they otherwise would to signal they are not less inflation averse.

⁸ It is usual in reputation models to imagine that ρ is small. This need not be the case here. Blinder (1997) suggests that central bankers tend to be inflation averse, saying, "... the noun 'central banker' practically cries out for the adjective 'conservative' (page 14)."

⁹ No one can credibly claim they want anything else.

¹⁰ Another possibility would be to have an odd-numbered committee with the median voter's preferred inflation chosen. However, it appears common for monetary policy groups to vote for a consensus view. Blinder (1997, p.16) claims that the United States' FOMC makes decisions by consensus, not by majority rule.

$$\frac{\alpha^2 \chi^2 \epsilon_t^2}{2} - \chi(\alpha \chi \epsilon_t - \pi_t^e) \epsilon_t = \frac{1}{2} \left[\frac{\chi^2 \epsilon_t^2}{2} - \chi(\chi \epsilon_t - \pi_t^e) \epsilon_t \right] + \frac{1}{2} [\chi \pi_t^e \epsilon_t] \quad (2)$$

Solving yields $2\alpha^2 - 4\alpha + 1 = 0$. Thus the above expression equals $\chi^2 \epsilon_t^2 / 4 + \chi \pi_t^e \epsilon_t$ and $\alpha = 1 - 1/\sqrt{2} < 1/2$.¹¹

Consider the scenario in period t . The retiring policy maker votes for zero inflation if he is a hawk and for inflation of $\chi \epsilon_t$ if he is a dove. The new policy maker votes for zero inflation if he is a hawk and solves a two-period problem by backwards recursion if he is a dove.¹² The solution is the probability he does not vote for inflation in period t . We refer to this probability as his strategy and we allow mixed strategies, where the probability is between zero and one. We suppose that doves and the public have the common discount factor $\delta \in (0, 1]$

If the policy maker taking office at t is a dove, he knows he will vote for inflation in period $t + 1$. Expected social welfare loss in $t + 1$ depends on the likelihood θ_{t+1} is a dove and the conjectured probability that θ_{t+1} votes for inflation in period $t + 1$ if he is a dove. Thus, we must specify how θ_t and the private sector believe the actions of θ_t affect the strategy of θ_{t+1} , if he is a dove.

Following Prescott and Townsend (1980), we restrict attention to equilibria in minimal state or memoryless Markov strategies.¹³ That is, we assume that the strategy of a dove who has just taken office is a time-invariant function of the current shock. Our selection of compromise inflation ensures that the strategy of the junior dove does not depend on the senior policy maker's type. By equation (1), the current gain to voting for, rather than against, inflation is $(\chi \alpha \epsilon_t)^2 / 2 - \chi^2 \alpha \epsilon_t^2$ if the senior policy maker is a hawk, and $(\chi \epsilon_t)^2 / 2 - \chi^2 \epsilon_t^2 - (\chi \alpha \epsilon_t)^2 / 2 - \chi^2 \alpha \epsilon_t^2$ if he is a dove. By equation (2), these gains are equal and they equal $-\chi^2 \epsilon_t^2 / 4$.

Thus, we suppose that the private sector and θ_t conjecture that if the time- $t + 1$ policy maker is a dove, then the probability he does not vote for inflation in period $t + 1$ is given by $\phi_{t+1}^*(\epsilon_{t+1})$.¹⁴ Then, the probability that an *arbitrary* policy

¹¹ Sibert (2001) examines the effect of varying α .

¹² The policy maker may care about what happens after he leaves office, but he cannot influence inflationary expectations beyond his tenure. Therefore, he solves a two-period problem.

¹³ This restriction, which is vital for tractability, is not possible with either the welfare loss depending on squared deviations of output from its optimal level or with policy makers serving for longer than two periods.

¹⁴ The Markov restriction rules out repeated-game equilibria where past strategies influence

maker taking office at time $t + 1$ votes for zero inflation at $t + 1$ is conjectured to be $y_{t+1}^*(\epsilon_{t+1}) := \rho + (1 - \rho)\phi_{t+1}^*(\epsilon_{t+1})$.

Let p_{t+1} denote the private sector's beginning of period $t + 1$ probability assessment that the policy maker who took office at time t is a hawk. Then, the private sector's and θ_t 's expectation of inflation in period $t + 1$ is

$$\begin{aligned} \pi_{t+1}^e(p_{t+1}) &= \\ \chi \int_0^\infty \{ &(1 - p_{t+1})y_{t+1}^*(\epsilon)\alpha + p_{t+1}[1 - y_{t+1}^*(\epsilon)]\alpha + (1 - p_{t+1})[1 - y_{t+1}^*(\epsilon)]\} \epsilon f(\epsilon) d\epsilon = \\ \chi \int_0^\infty &[y_{t+1}^{d*}(\epsilon)\alpha + 1 - y_{t+1}^{d*}(\epsilon)] \epsilon f(\epsilon) d\epsilon - \chi p_{t+1} A_{t+1} \end{aligned} \quad (3)$$

$$\text{where } A_{t+1} = \int_0^\infty \{y_{t+1}^{d*}(\epsilon)\alpha - [1 - y_{t+1}^{h*}(\epsilon)]\alpha + 1 - y_{t+1}^{d*}(\epsilon)\} \epsilon f(\epsilon) d\epsilon$$

The variable A_{t+1} represents the decrease in inflationary expectations associated with an increased public belief that the policy maker is a hawk (divided by χ). There is an increased belief that inflation will be zero, rather than $\alpha\chi\epsilon$, if next-period's policy maker votes against inflation and an increased belief that inflation will be $\alpha\chi\epsilon$, rather than $\chi\epsilon$, if next-period's policy maker votes for inflation. Thus, the expected decrease in expected inflation in state ϵ is $\chi\{y(\epsilon)\alpha + [1 - y(\epsilon)](1 - \alpha)\}\epsilon$. Because compromise inflation is less than half the within-period optimal inflation rate (that is, $\alpha < 1/2$) an increase in the likelihood a future junior dove votes for zero inflation in a given state decreases the benefit to having a reputation in that state.

The private sector updates its beliefs with Bayes' rule. Thus,

$$p_{t+1} = \begin{cases} 0 & \text{if } \theta_t \text{ votes for inflation at } t, \\ P(y_{t+1}^*(\epsilon_t)) \equiv \frac{\rho}{y_t^*(\epsilon_t)} & \text{otherwise.} \end{cases} \quad (4)$$

current play not because they influence the state of the economy but solely because players believe that past strategies matter. See Maskin and Tirole (1988) for a discussion of the relative merits of Markov and repeated-game equilibria.

If the junior dove votes for inflation, he is revealed to be a dove. If he does not, the public is unsure whether he is a hawk or a dove masquerading as a hawk. The greater the proportion of hawks, the more likely it considers the former scenario to be. Thus, p_{t+1} is increasing in ρ .

By equation (1) and the Markov restriction, social welfare loss at time $t + 1$ depends on the action of the time- t policy maker solely through π_{t+1}^e . By equation (1), time- $t + 1$ expected inflation depends on the action of the time- t policy maker solely because it affects p_{t+1} . Thus, the loss function of the time- t policy maker, if he is a dove can be written as

$$\Lambda = -\frac{\phi_t \chi^2 \epsilon_t^2}{4} + \delta \chi [\phi_t \pi_{t+1}^e (P(y_t^*(\epsilon_t)) + (1 - \phi_t) \pi_{t+1}^e(0))] \quad (5)$$

where unimportant constants are ignored.

By equation (3), each term in equation (5) is multiplied by χ^2 ; hence, χ is an unimportant constant in the optimization problem. The intuition is that an increase in χ raises the cost of lower current inflation and the benefit of higher expected inflation proportionately. By the definition of α , the loss does not depend on the type of the senior policy maker. Thus, using equations (3) and (4) and eliminating unimportant constants, the policy maker minimizes

$$\tilde{\Lambda} = \phi_t [\epsilon_t^2 / 4 - \delta P(y_t^{i*}(\epsilon_t)) A_{t+1}] \quad (6)$$

If the junior dove does not vote for inflation, inflation will be further below its within-period optimal level than it would have been had he voted for inflation. The first term in the brackets represents this cost. The gain from not voting for inflation is that next-period's expected inflation is lower than it otherwise would be.

The second term in the brackets represents this benefit. This is equal to the product of the discount factor, the public's probability assessment that the policy maker is a hawk, if he does not inflate, and the decrease in expected inflation associated with an increased belief the policy maker is a hawk. Given conjectures, an increase in δ increases this term. If the future becomes more important, so does gaining a reputation and the incentive to inflate falls. An increase in ρ , however, has an ambiguous effect: It increases P — the reputational gain to not inflating is higher. However, by increasing the likelihood a junior policy maker votes for zero inflation next period, it lowers A — the benefit to having a reputation falls.

Equation (6) is linear in ϕ_t ; hence a solution has

$$\epsilon_t^2 - 4\delta P(y_t^*(\epsilon_t)) A_{t+1} \begin{cases} > \\ = \\ < \end{cases} 0 \text{ and } y_t \begin{cases} = \rho \\ \in [\rho, 1] \\ = 1 \end{cases} \quad (7)$$

If the current cost to zero inflation exceeds the expected future benefit, then junior doves never vote for zero inflation. If the expected future benefit exceeds the current cost, then they always do. If the cost equals the benefit, then junior doves are indifferent over randomization between inflating and not inflating.

Consistency requires conjectures are correct. The Markov restriction implies strategies are not time-varying. Substituting equation (4) into equation (7) and using the definition of A_{t+1} from equation (3) yields that an equilibrium must satisfy

$$\epsilon_t^2 y(\epsilon_t) - 4\delta \rho \left[1 - \alpha - (1 - 2\alpha) \int_0^\infty y(\epsilon) \epsilon f(\epsilon) d\epsilon \right] \begin{cases} > \\ = \\ < \end{cases} 0 \text{ and } y(\epsilon_t) \begin{cases} = \rho \\ \in [\rho, 1] \\ = 1 \end{cases} \quad (8)$$

The left-hand side of equation (8) is continuous in the shock and is strictly negative at $\epsilon_t = 0$. Thus, there exists a right-hand-side neighborhood of zero such that doves never vote for inflation if the shock is in that interval. If the shock is sufficiently large, junior doves always vote for inflation. Thus, solving (8) requires finding two cutoff values of ϵ_t . If ϵ_t is below the lower cutoff value, $y(\epsilon_t) = 1$ and junior policy makers never vote for inflation. If ϵ_t is above the higher cutoff value, $y(\epsilon_t) = \rho$ and hawks never vote for inflation, while doves always do. If ϵ_t is between the two cutoff values, then $y(\epsilon_t)$ is a function of ϵ_t that takes values on $(\rho, 1)$.

The second term of equation (8) does not depend on the realization of the shock. Thus, when (8) holds with equality, the realization of the shock cannot affect the first term either. Thus, between the two cutoff values, $y(\epsilon_t)$ must take the form c/ϵ_t^2 , where c is a strictly positive constant. Then, by equation (8), the lower cutoff value is the ϵ_t that satisfies $c/\epsilon_t^2 = 1$ and the higher cutoff value is the ϵ_t that satisfies $c/\epsilon_t = \rho$. Thus, the two cutoff values are \sqrt{c} and $\sqrt{c/\rho}$ and

$$y(\epsilon_t) = \begin{cases} \rho & \text{if } \epsilon_t > \sqrt{c/\rho} \\ c/\epsilon_t^2 & \text{if } \sqrt{c} < \epsilon_t < \sqrt{c/\rho} \\ 1 & \text{if } \epsilon_t < \sqrt{c} \end{cases} \quad (9)$$

Substituting equation (9) into equation (8) when equality holds yields

$$c = 4\delta\rho(1 - \alpha) - 4\delta\rho(1 - 2\alpha)H(c, \rho) \quad (10)$$

$$\text{where } H(c, \rho) := \int_0^{\sqrt{c}} \epsilon f(\epsilon) d\epsilon + c \int_{\sqrt{c}}^{\sqrt{c/\rho}} \frac{f(\epsilon)}{\epsilon} d\epsilon + \rho \int_{\sqrt{c/\rho}}^{\infty} \epsilon f(\epsilon) d\epsilon \in (\rho, 1)$$

Definition 1. *An equilibrium is a strictly positive constant c such that equation (10) is satisfied.*

Proposition 1. *There exists a unique equilibrium and it is an element of $(4\alpha\delta\rho, 4\delta\rho(1 - \alpha - \rho(1 - 2\alpha)))$*

Proof. *See the Appendix.*

For small values of the shock, there is a pooling equilibrium where no junior policy maker votes for inflation. For large values of the shock, there is a separating equilibrium where hawks never vote for inflation and doves always do. For intermediate values of the shock, there is a semi-separating equilibrium where junior doves randomize between voting for and voting against inflation.

3 INFLATION

In this section, we look at equilibrium inflation and show how it varies with the model's parameters. We demonstrate that expected inflation (conditional on the shock) is a nonlinear function of the shock. Committees react more to large shocks than they do to small ones.

How do changes in the parameters δ and ρ affect the likelihood a junior dove or an arbitrary policy maker votes for zero inflation?

Proposition 2. *An increase in δ increases the likelihood either a junior dove or an arbitrary policy maker votes for zero inflation. For every $\delta \in (0, 1)$ there*

exists $\rho^* \in (0, 1)$ such that an increase in ρ increases (decreases) the likelihood an arbitrary policy maker votes for zero inflation if $\rho < (>) \rho^*$. For δ sufficiently small, $\rho^* < 1$

Proof. See the Appendix.

An increase in δ has no effect on hawks. It increases c ; hence, it strictly increases the likelihood a junior dove votes for zero inflation in the interval of shocks where doves randomize. It also increases the two cutoff points, enlarging the interval of shocks where junior doves always vote for zero inflation and shrinking the interval where they never do. The intuition is that if the future is more important, gaining a reputation is more valuable.

As previously discussed an increase in ρ makes gaining a reputation for inflationary toughness easier, but it lowers the value of having a reputation. As a result, the effect of ρ on the likelihood either a junior dove or even an arbitrary junior policy maker votes for inflation is ambiguous.

By equation (9), expected inflation given that the current shock is ϵ_t is

$$\begin{aligned} & \{(1 - \rho)y(\epsilon_t)\alpha + \rho[1 - y(\epsilon_t)]\alpha + (1 - \rho)[1 - y(\epsilon_t)]\}\chi\epsilon_t \\ = & \begin{cases} (1 - \rho)(2\rho\alpha + 1 - \rho)\chi\epsilon_t & \text{if } \epsilon_t \geq \sqrt{c/\rho} \\ \{(1 - \rho + \rho\alpha)\epsilon_t - [\rho\alpha + (1 - \rho)(1 - \alpha)]c/\epsilon_t\}\chi & \text{if } \sqrt{c} < \epsilon_t < \sqrt{c/\rho} \\ (1 - \rho)\alpha\chi\epsilon_t & \text{if } \epsilon_t < \sqrt{c} \end{cases} \quad (11) \end{aligned}$$

The expected inflation curve is continuous in the shock with kinks at the cutoff values of the shocks, \sqrt{c} and $\sqrt{c/\rho}$. Above the higher cutoff value and below the lower cutoff value, expected inflation rises linearly in the shock. The slope is higher for shocks above $\sqrt{c/\rho}$ than for shocks below \sqrt{c} . It is important to stress that in both cases it is lower than χ – the value of the slope under discretion. Between the two cutoff points, inflation rises at a decreasing rate that is always greater than the slope of the curve below \sqrt{c} . To provide a graphic illustration of the reaction function we have to assume specific values for the key parameters and for the stochastic properties of the shock. In Figure 1 we present the relationship between inflation and the underlying shocks for $\chi = 1, \rho = .3, \delta = .8$ and a mean-one lognormal density function.

[Insert Figure 1 here]

So far we have established the link between expected inflation and the model's key parameters under the assumption that we observe the value of the current shock. But to evaluate the advantages of having a committee, we need to establish the dependence of the unconditional expectation of inflation on the underlying structural characteristics of the economy. By equations (10) and (11), unconditional expected inflation is:

$$E(\pi_t) = \chi \{1 - \rho + \rho\alpha - [\rho\alpha + (1 - \rho)(1 - \alpha)]H(c, \rho)\} \quad (12)$$

The following result establishes that expected inflation is decreasing in both δ and ρ .

Proposition 3. *An increase in either δ or ρ lowers unconditional expected inflation.*

Proof. *See the Appendix.*

An obvious consequence of Proposition 3 is that as more weight is put on the future, the lower is inflation. While an increase in ρ may lower expected inflation for some values of ϵ if ρ is close enough to one, an increase in ρ always lowers unconditional expected inflation.

4 WELFARE

In this section, we look at the welfare implications of having inflation chosen by a committee. We compare the expected welfare loss with that under a zero-inflation rule and with that with an opportunistic central banker making policy at his discretion.

The social (command) optimum would be achieved if inflation were set equal to $\chi\epsilon_t - \chi$ in period t . In this case expected inflation equals zero and the central bank responds optimally to the shocks. Unfortunately, central bankers cannot commit themselves to doing this and it is not likely that the government can credibly impose a state-contingent inflation rule on the central bank. If society could appoint a completely conservative central banker (a hawk) or credibly impose a zero-inflation rule, then the expected welfare loss in any period would be zero.

If it appointed a dove and could not impose a rule, inflation in period t would be $\chi\epsilon_t$ and the expected welfare loss would be $\chi^2(1 - \sigma^2)/2$, where σ^2 is the variance of the shock. As long as this variance is less than one, it would be better if society could appoint a hawk or to follow a zero inflation rule. If society could pick a central banker with preference parameter χ^* , then the expected social welfare loss would be $\chi^{*2}(1 + \sigma^2)/2 - \chi\chi^*\sigma^2$. The optimal choice of χ^* is $\chi\sigma^2/(1 + \sigma^2)$. It is optimal to appoint a central banker who is more conservative than society, but not so conservative as to place no weight on output. This is Rogoff's (1985) result.

Suppose monetary policy is the discretionary choice of a dove. The expected welfare loss is $\int_S \chi^2(\epsilon - \epsilon^2/2)f(\epsilon)d\epsilon$ where S is the support of ϵ . The integrand is positive for small shocks, but it is decreasing at an increasing rate and becomes negative if $\epsilon > 2$. This suggests that a regime mandating zero inflation for low shocks, but allowing discretion for large shocks would be better than either a rule or discretion. This is a rationale for the escape clauses in central banking legislation and the intuition behind Lohmann's (1992) proposal.

Figure 2 (which is drawn for $\chi = 1, \rho = .3, \delta = .8$ and a lognormal density function), depicts optimal inflation, discretionary inflation, inflation with Rogoff's optimally conservative central banker, and (conditional) expected inflation with a committee. From the above discussion and the figure, it is clear the committee is somewhat similar to Rogoff's conservative central banker solution. By having both hawks and doves on the committee, the committee is more conservative than society, but not completely conservative. It also looks like a somewhat like a rule with an escape clause (not shown). Because strategic doves are more willing to sacrifice their reputations for big shocks than for small shocks, committees are more likely to inflate when faced with big shocks than with small shocks. This suggests that committees may share some of the welfare-enhancing qualities of both Rogoff's conservative central banker and a rule with an escape clause.

[Insert Figure 2 here]

It is possible to obtain simple analytical results relating the welfare with a committee to welfare with a zero-inflation rule and welfare with (opportunistic) discretionary policy making. Using equation (1) and the definition of α , the expected welfare loss with a committee is

$$-\frac{\chi^2}{4} \int_0^{\infty} \{\rho[1 - y(\epsilon)] + (1 - \rho)y(\epsilon) + 2(1 - \rho)[1 - y(\epsilon)]\} \epsilon^2 f(\epsilon) d\epsilon + \chi E(\pi_t) \quad (13)$$

By equation (9), this equals

$$-\frac{\chi^2}{4} [(2 - \rho)(\sigma^2 + 1) - G(c, \rho)] + \chi E(\pi_t) \quad (14)$$

$$\text{where } G(c, \rho) := \int_0^{\sqrt{c}} \epsilon^2 f(\epsilon) d\epsilon + c \int_{\sqrt{c}}^{\sqrt{c/\rho}} f(\epsilon) d\epsilon + \rho \int_{\sqrt{c/\rho}}^{\infty} \epsilon^2 f(\epsilon) d\epsilon$$

and σ^2 is the variance of the shock.

Proposition 4. *If $\sigma^2 > 2\alpha^2$, then there exists a $\rho^* \in (0, 1)$ such that committees are better than a zero-inflation rule if $\rho > \rho^*$.¹⁵*

Proof. *See the Appendix.*

Proposition 5. *If $\sigma^2 < 2(1 - \alpha^2)$, then there exists a $\rho^* \in (0, 1)$ such that committees are better than discretionary policy making by a dove if $\rho < \rho^*$.¹⁶*

Proof. *See the Appendix.*

Propositions 4 and 5 are in the spirit of Rogoff's (1985) result. If all potential policy makers are hawks ($\rho = 1$), the outcome is zero inflation, but no stabilization. If all potential policy makers are doves ($\rho = 0$), the outcome is optimal stabilization, but too high inflation. By increasing the ratio of hawks to doves in composition of the policy maker population, society can attain lower inflation at the cost of less stabilization. As long as the variance of the shock is not very small, some doves are better than none. Thus, a committee is better than a zero-inflation rule as long as ρ is not too small. If the variance of the shock is not too big, some hawks are better than none. A committee is better than discretionary policy making by a dove if ρ is not too big.

Over a wide range of variances, a committee can be better than either a rule or discretion, as long as the government has sufficient control over ρ . While it is

¹⁵ $2\alpha^2$ is approximately equal to 0.17.

¹⁶ $2(1 - \alpha^2)$ is approximately equal to 1.83.

unlikely that the government can reliably pick the preferences of a policy maker, it can easily affect the makeup of the potential policy maker population. It can, for example, appoint people from the financial sector in an attempt to get hawks or representatives from the manufacturing sector in an attempt to get doves.

The above results give *sufficient* conditions for a committee to dominate rules and discretion. An important aspect of reputation building was not exploited in the proofs, however. As noted above, when a dove makes policy at his discretion, the loss in any period decreases at an increasing rate in the size of the shock. When deciding between the benefits of current inflation or an enhanced reputation as a hawk, a junior dove is more likely to pick the former when shocks are large. Thus, he is especially flexible, preferring price stability when shocks are small and stabilization when shocks are large.

To capture this feature, and evaluate the benefits of a committee more precisely, it appears necessary to specify the distribution function of the shocks and to solve the model numerically. We assume that the shock is lognormally distributed.¹⁷ The expected welfare loss relative to that of a zero-inflation rule and discretion for different variances is shown in Figures 3 – 6. We compute the losses for $\delta = 0.0, 0.6, 0.8$ and 1.0 and for the entire range of ρ (evaluated at intervals of $.05$).¹⁸

Figure 3 depicts the case where the variance equals one. This is the knife-edge case where the expected welfare loss is the same for both the rule and discretion. It is seen that the committee does better than either a rule or discretion for all four values of δ , no matter what the ratio of hawks to doves is. The optimal policy maker population has somewhere between 25 and 35 percent hawks.

[Insert Figure 3 here]

Also shown in Figure 3 is the case of δ equal to zero. This corresponds to a committee of hawks and doves where there is no reputation building on the part of doves. The inclusion of this case is to illustrate an important mechanism of the model. Including both hawks and doves in the policy maker population allows society to trade off low inflation and stabilization in a similar fashion to Rogoff's (1985) conservative banker. However, the reputation-building confers an

¹⁷ The experiments were replicated with the assumption of a gamma distribution with little change in the results.

¹⁸ The integrals in H and G were solved with a 16-point Gauss-Legendre quadrature rule.

additional advantage by making the junior doves more apt to inflate when shocks are large than when they are small.

[Insert Figure 4 here]

Figure 4 depicts the cases where the variance equals 0.5. In this case, the rule is now better than discretion and so is the committee, for every possible composition of the policy maker population. For the plausible case of $\delta \geq 0.6$ the committee does better as long as at least thirty-five percent of the candidate policy makers are hawks. When δ equals one, the committee is better as long as at least about a fourth of the policy makers are hawks.

[Insert Figure 5 here]

Figure 5 depicts the case where the variance is 1.5 and both discretion and a committee are preferred to a rule. In this case, for $\delta \geq 0.6$, the committee is better than discretion as long as at least about forty percent of the policy maker population is made up of doves.

[Insert Figure 6 here]

[Insert Figure 7 here]

Figures 6 and 7 give the range of policy maker populations such that committees dominate rules and discretion for different variances. Figure 6 depicts the compositions for variances less than one. It is seen that the minimum fraction of hawks rises as the variance falls and that even as the variance becomes close to one, there is some composition that makes a committee better than a rule. Figure 7 depicts the composition for variances greater than one. The maximum fraction of hawks falls as the variances rises and even for very large variances, a committee is better than discretion for some types of policy maker populations.

5 CONCLUSION

If central bankers' types are unknown, this paper suggests that an independent monetary policy committee is – for a wide range of parameters – better

than either a mandated zero-inflation rule or a discretionary policy making by an opportunistic central banker. This arrangement require limited credibility on the part of the government. The government need not monitor the committee or attempt to influence its behaviour.

The result is obtained for two reasons. First, if candidate central bankers can be inflation hawks or inflation doves, then a typical committee will be more conservative than society and this, by itself, will improve welfare. Second, the less conservative central bankers have an incentive to masquerade as more conservative central bankers in their first term in office. Their desire to gain a reputation will cause them to vote for zero inflation as long shocks are small. However, in the face of a sufficiently large shock, the reputational gain will not be worth the cost of lost output. Thus, the central bank will tend to have low inflation in normal times, but high inflation in times of large shocks.

There are certainly other features of the decision-making process in monetary policy committees that our model does not capture — internal group dynamics, the building up of consensus in the process of debating, or the use of personal 'credibility' capital within the committee to insist on one action or another. Similarly, on the basis of experimental analysis Blinder and Morgan (2000) argue that groups solve problems better than individuals. Our model does not have the machinery to analyze why committees are superior to single policy makers in data-processing or making the right decision more often. However, the model does describe a powerful and realistic mechanism — the willingness to forego reputation-building at times when it is costly while fighting inflation as a hawk when the economic environment is relatively stable.

6 APPENDIX

Proof of Proposition 1. By Liebnitz's rule, $\partial H/\partial c = \int_{\sqrt{c}}^{\sqrt{c/\rho}} f(\epsilon)/\epsilon d\epsilon > 0$. (The terms involving derivatives of the limits of integration cancel out.) Hence, the right-hand side of equation (10) is strictly decreasing in c . As $c \rightarrow 0$, $H \rightarrow \rho$ and the right-hand side of equation (10) goes to $4\delta\rho[(1-\alpha) - \rho(1-\alpha)] > 4\delta\rho\alpha > 0$. As $c \rightarrow \infty$, $H \rightarrow 1$ and the right-hand side of equation (10) goes to $4\delta\rho\alpha$. The left-hand side of equation (10) is strictly positive and strictly increasing on \mathbb{R}_+ ; hence, equation (10) has a unique solution contained in $(4\alpha\delta\rho, 4\delta\rho(1-\alpha - \rho(1-2\alpha)))$

Proof of Proposition 2. By equation (10),

$$\frac{\partial c}{\partial \delta} = \frac{c/\delta}{1 + 4\delta\rho(1-2\alpha)\partial H/\partial c} \tag{15}$$

The result in the proof of proposition 1 ensures this is strictly positive. By equation (10) and the result in the proof of proposition 1, $dc/d\rho > 0$ iff

$$H + \rho \int_{\sqrt{c/\rho}}^{\infty} \epsilon f(\epsilon) d\epsilon < \frac{1-\alpha}{1-2\alpha} \tag{16}$$

The left-hand side of (16) is strictly increasing in ρ . As $\rho \rightarrow 0$, $c \rightarrow 0$ and thus, $H \rightarrow 0$. Hence, (16) holds. This implies that for every δ , there exists $\rho^* \in (0, 1]$ such that $dc/d\rho > (<)0$ as $\rho < (>)\rho^*$. As $\rho \rightarrow 1$, $H \rightarrow 1$, and thus $c \rightarrow 4\delta\alpha$. Thus, we must have $\int_{2\sqrt{\delta\alpha}}^{\infty} \epsilon f(\epsilon) d\epsilon < \alpha/(1-2\alpha) < 1$ for equation (16) to hold as $\rho \rightarrow 1$. This is not true if δ is sufficiently small. This implies that for δ sufficiently small, $\rho^* < 1$.

Proof of Proposition 3. The effect of δ is obvious. By (12), $E(\pi_t)$ is decreasing in ρ iff

$$1 - \alpha - (1 - 2\alpha)H + [\rho\alpha + (1 - \rho)(1 - \alpha)]dH/d\rho > 0$$

$H \in (0, 1)$; hence this is true if $dH/d\rho > 0$

By (10),

$$\frac{dH}{d\rho} = \frac{\partial H}{\partial c} \frac{\partial c}{\partial \rho} + \frac{\partial H}{\partial \rho} = \frac{\frac{c}{\rho} \frac{\partial H}{\partial c} + \frac{\partial H}{\partial \rho}}{1 + 4\delta\rho(1 - 2\alpha) \frac{\partial H}{\partial c}} > 0 \quad (17)$$

Proof of Proposition 4. If $\rho \rightarrow 1$, then by (10), $H \rightarrow 1$ and $c \rightarrow 4\delta\alpha$. By (12), $E(\pi_t) \rightarrow 0$. By (14), $G \rightarrow 1 + \sigma^2$. Hence, by (14), the expected welfare loss goes to zero — the loss associated with the rule. By (10), (12) and (14), the expected welfare loss is increasing in ρ iff

$$\sigma^2 + 1 + \frac{\partial c}{\partial \rho} \int_{\sqrt{c}}^{\sqrt{c/\rho}} f(\epsilon) d\epsilon + \int_{\sqrt{c/\rho}}^{\infty} \epsilon^2 f(\epsilon) d\epsilon - 4 \left\{ 1 - \alpha - (1 - 2\alpha)H + [\rho\alpha + (1 - \rho)(1 - \alpha)] \left[\frac{\partial c}{\partial \rho} \int_{\sqrt{c}}^{\sqrt{c/\rho}} \frac{f(\epsilon)}{\epsilon} d\epsilon + \int_{\sqrt{c/\rho}}^{\infty} \epsilon f(\epsilon) d\epsilon \right] \right\} \quad (18)$$

By (10) and (14),

$$\frac{\partial c}{\partial \rho} = \frac{\frac{c}{\rho} - 4\delta\rho(1 - 2\alpha) \int_{\sqrt{c/\rho}}^{\infty} \epsilon f(\epsilon) d\epsilon}{1 + 4\delta\rho(1 - 2\alpha) \int_{\sqrt{c}}^{\sqrt{c/\rho}} \frac{f(\epsilon)}{\epsilon} d\epsilon} \quad (19)$$

As $\rho \rightarrow 1$, $\partial c/\partial \rho$ remains finite; hence, the loss is strictly increasing as $\rho \rightarrow 1$ if

$$\sigma^2 + 1 + \int_{\sqrt{4\delta\alpha}}^{\infty} \epsilon^2 f(\epsilon) d\epsilon - 4\alpha \left(1 + \int_{\sqrt{4\delta\alpha}}^{\infty} \epsilon f(\epsilon) d\epsilon \right) > 0 \quad (20)$$

The left-hand side of (20) is increasing in δ , hence this is true if: $2(\sigma^2 + 1) - 8\alpha > 0$. By $4\alpha - 1 = 2\alpha^2$ and a continuity argument, the result is true.

Proof of Proposition 5. By (10), as $\rho \rightarrow 0$, H and c go to zero and $c/\rho \rightarrow 4(1 - \alpha)\delta =: s$. By (19), $\partial c/\partial \rho \rightarrow s$. Hence, by (18), the expected welfare loss is decreasing in ρ as $\rho \rightarrow 0$ iff

$$\sigma^2 + 1 + s \int_0^{\sqrt{s}} f(\epsilon) d\epsilon + \int_{\sqrt{s}}^{\infty} \epsilon^2 f(\epsilon) d\epsilon - 4(1 - \alpha) \left[1 + s \int_0^{\sqrt{s}} \frac{f(\epsilon)}{\epsilon} d\epsilon + \int_{\sqrt{s}}^{\infty} \epsilon f(\epsilon) d\epsilon \right] < 0 \quad (21)$$

This is true iff

$$2(\sigma^2 + 1) - 8(1 - \alpha) + \int_0^{\sqrt{s}} \left[\epsilon - 4(1 - \alpha) \right] \frac{s - \epsilon^2}{\epsilon} f(\epsilon) d\epsilon < 0 \quad (22)$$

The integral in (22) is strictly negative, hence (22) is true if $\sigma^2 + 1 < 4(1 - \alpha)$. By the definition of α , this is true if $\sigma^2 < 2(1 - \alpha)$.

7 REFERENCES

- Backus, David and John Driffill (1985), "Inflation and Reputation," *American Economic Review* 75, 530-538.
- Barro, Robert and David Gordon (1983), "A Positive Theory of Monetary Policy in a Natural Rate Model," *Journal of Political Economy* 91, 589-610.
- Blinder, Alan S. (1997), "What Central Bankers Could Learn from Academics and Vice Versa," *Journal of Economic Perspectives* 11, 3-20.
- Blinder, Alan S. and John Morgan (2000), "Are Two Heads Better Than One? An Experimental Analysis of Group vs. Individual Decisionmaking," NBER Working Paper No. 7909.
- Briault, Clive B. Haldane, Andrew G. and Mervyn King (1996), "Independence and Accountability," in Kuroda, I, ed. *Towards More Effective Monetary Policy*, MacMillan: London, 1997, 299-326.
- Buiter, Willem and Anne Sibert (2001), "Designing a Monetary Authority," in Santomero, Anthony, Viotti, Staffan, and Anders Vredin, eds. *Challenges for Central Banking*, Kluwer Academic Publishers: Boston, 173-185.
- Cukierman, Alex (2000), "Establishing a Reputation for Dependability by Means of Inflation Targets," *Economics of Governance* 1, 53-76.
- Cukierman, Alex and Allan Meltzer (1986), "A Theory of Ambiguity, Credibility, and Inflation under Discretion and Asymmetric Information," *Econometrica* 54, 1099-1128.
- Dixit, Avinash and Henrik Jensen (2000), "Equilibrium Contracts for the Central Bank of a Monetary Union, CESifo Working Paper No. 400.
- Dixit, Avinash and Luisa Lambertini (1999), "Symbiosis of Monetary and Fiscal Policies in a Monetary Union," unpublished paper.
- Drazen, Allan (2000), *Political Economy in Macroeconomics*, Princeton: Princeton University Press.
- Lohmann, Suzanne (1992), "Optimal Commitment in Monetary Policy: Credibility versus Flexibility," *American Economic Review* 82, 273-286.
- Kreps, D. and R. Wilson (1982), "Reputation and Imperfect Information," *Journal of Economic Theory* 27, 253-279.
- Lucas, Robert E., Jr.(1976), "Econometric Policy Evaluation: A Critique," *Journal of Monetary Economics* 2 (supplement), Carnegie-Rochester Conference

Series, vol. 1.

- Maskin, Eric and Jean Tirole (1988), "A Theory of Dynamic Duopoly II: Price Competition, Kinked Demand Curves, and Edgeworth Cycles," *Econometrica* 56, 571-599.
- McCallum, Bennet (1995), "Two Fallacies Concerning Central Bank Independence," *American Economics Review, Papers and Proceedings* 85: 207-11.
- Prescott, Edward C. and Robert M. Townsend (1980), "Equilibrium under Uncertainty: Multiagent Statistical Theory," in Arnold Zellner, ed., *Bayesian Analysis in Econometrics and Statistics* North-Holland, Amsterdam, 1980.
- Rogoff, Kenneth (1985), "The Optimal Degree of Commitment to an Intermediate Monetary Target," *Quarterly Journal of Economics* 1169-1189.
- Sibert, Anne (2001), "Monetary Policy Committees: Individual and Collective Reputations," unpublished paper.
- Sibert, Anne (forthcoming), "Monetary Policy with Uncertain Central Bank Preferences," *European Economic Review*.
- Svensson, Lars E.O. (1997), "Optimal Inflation Targets, Conservative' Central Banks and Linear Inflation Contracts," *American Economic Review* 87, 98 - 114.
- Vickers, John (1986), "Signaling in a Model of Monetary Policy with Incomplete Information," *Oxford Economic Papers*, 433-455.
- Walsh, Carl (1995), "Optimal Contracts for Central Bankers," *American Economic Review* 85, 150-67.

Fig. 1 (Conditional) Expected Inflation

$\rho = 0.3, \delta = .8, \text{variance} = 1.0$

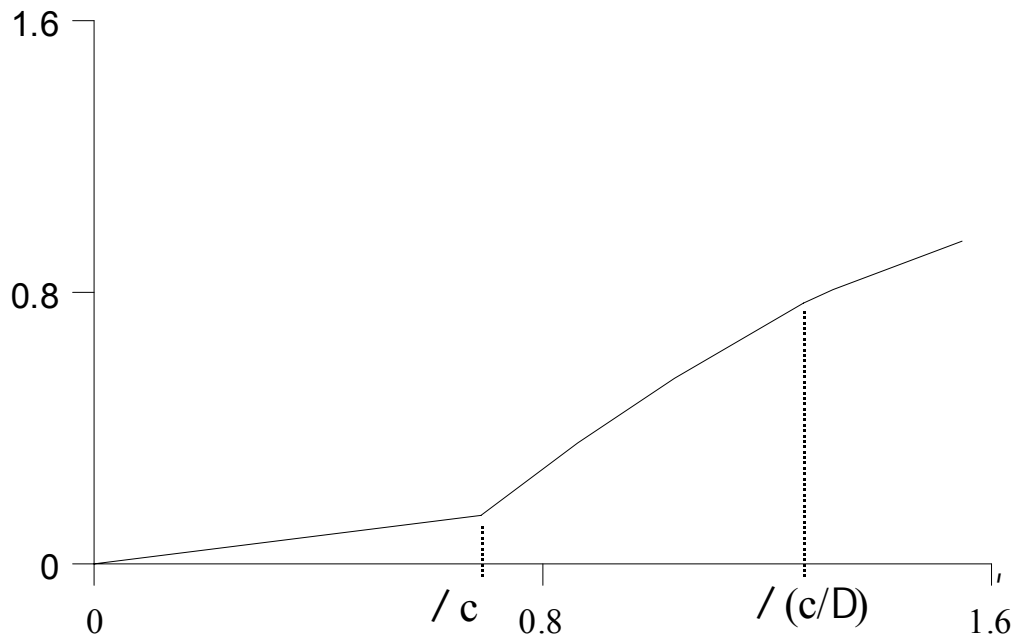
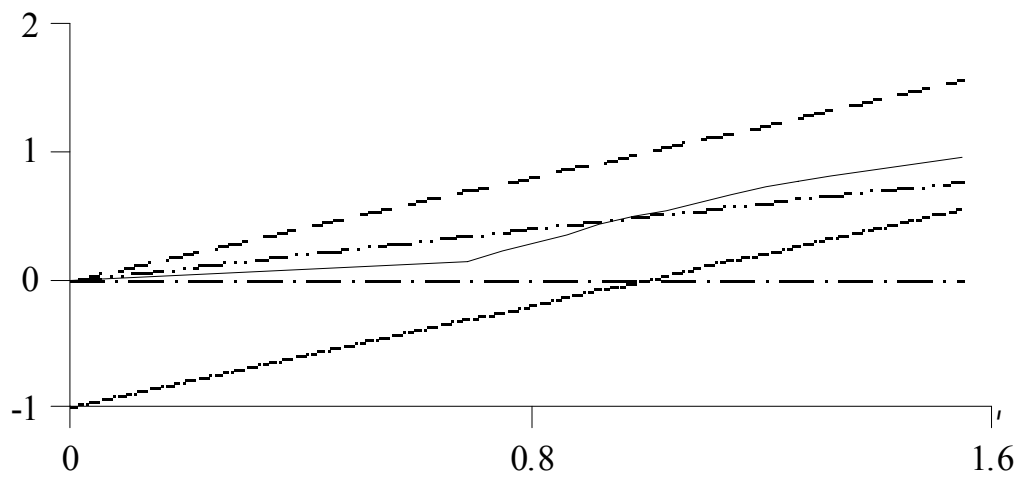


Fig. 2 Inflation under Various Regimes

$\rho = 0.3, \delta = .8, \text{variance} = 1.0$



- committee (expected)
- . - . . rule
- - - - - discretion
- optimally conservative central banker
- - - - - command optimum

Fig. 3 Welfare Loss with Variance = 1.0

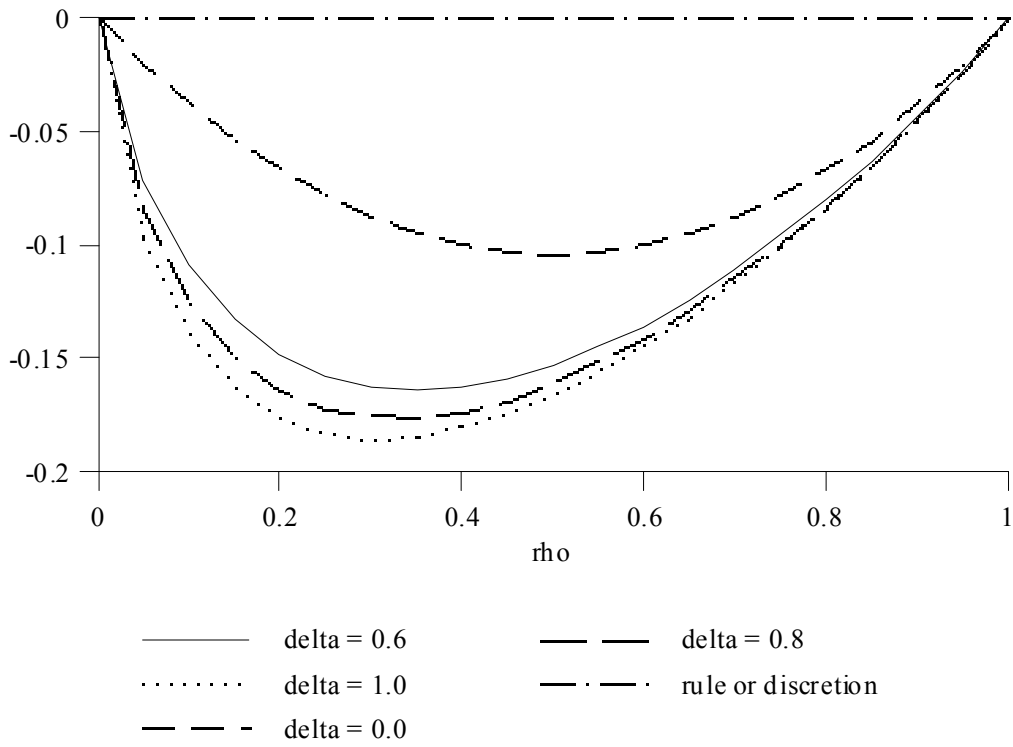


Fig. 4 Welfare Loss with Variance = 0.5

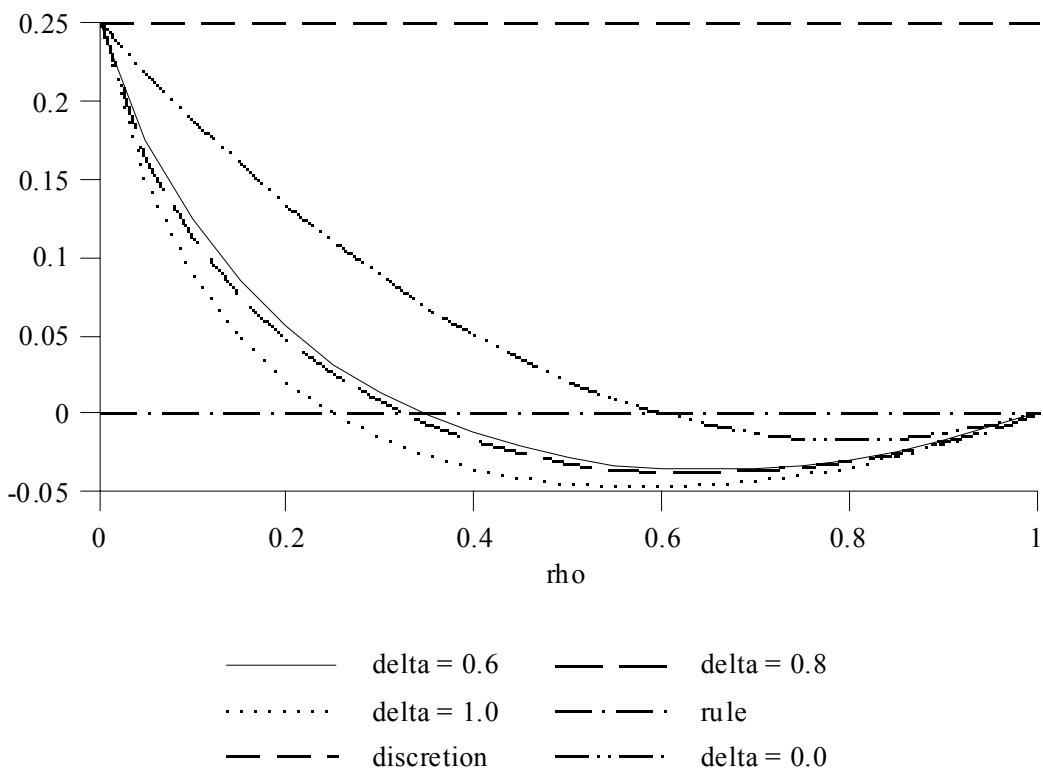
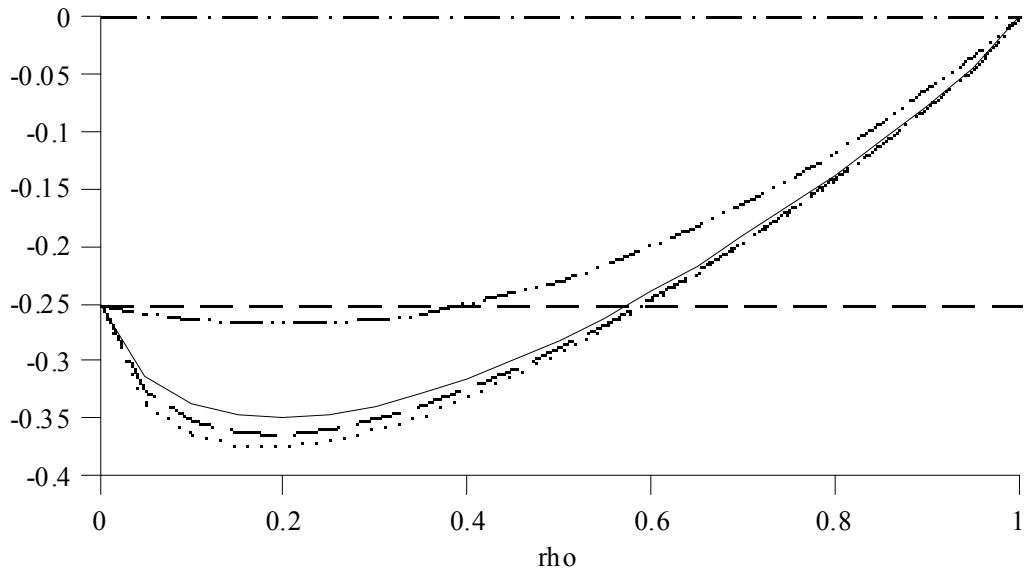
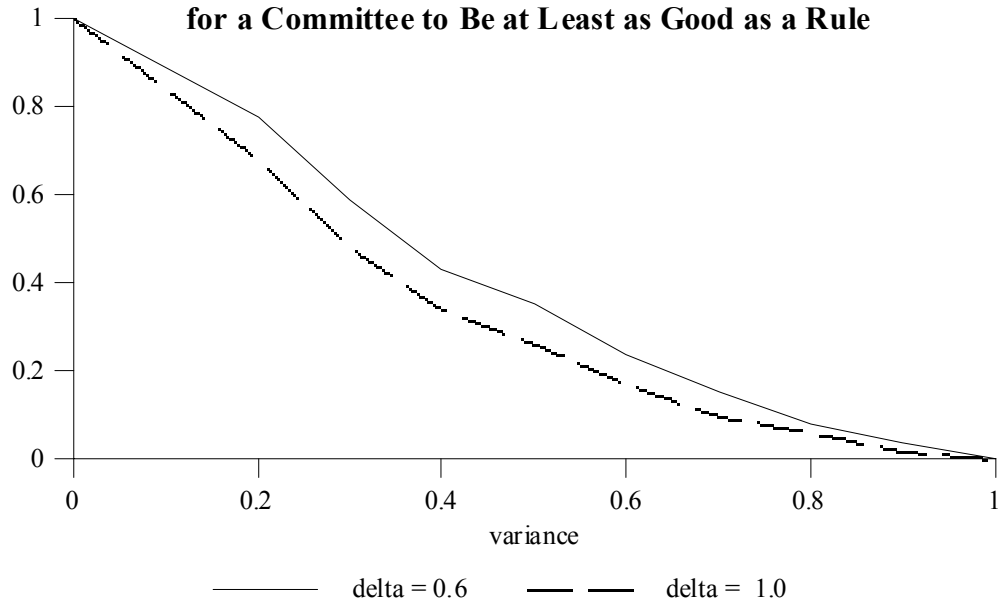


Fig. 5 Welfare Loss with Variance = 15



— delta = 0.6 - - - delta = 0.8
..... delta = 1.0 - · - · rule
- - - discretion - · · - · delta = 0.0

**Fig. 6 Minimum Fraction of Hawks
for a Committee to Be at Least as Good as a Rule**



**Fig. 7 Maximum Fraction of Hawks
for a Committee to Be at Least as Good as Discretion**

